

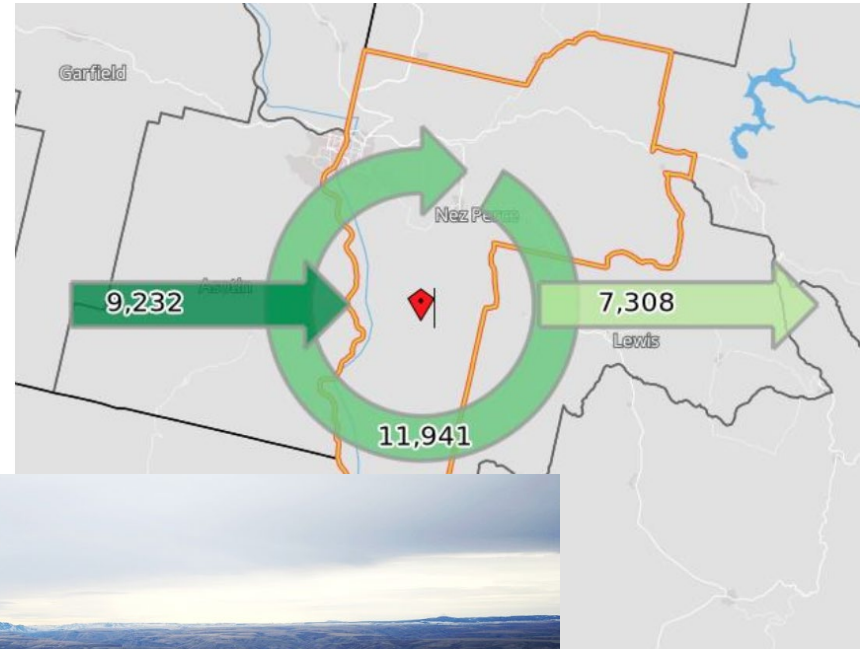
# Case Study on How Transit Supports Local Economic Growth

Suzanne Seigneur  
Transit Manager, City of Lewiston



# Lewiston

- Metropolitan hub of the Lewis-Clark Valley
- Adjacent to Clarkston, WA
- Primary regional center for:
  - Retail
  - Healthcare
  - Wholesale services
  - Professional services
  - Entertainment
  - State government
  - Transportation



\* Bureau of Labor Labor Force Commuting Patterns, 2022



# Lewiston Transit System

- Service of the City of Lewiston
- Fixed Route, Dial-a-Ride and On Demand (feeder) Services
- Transit Partners:
  - Asotin County Public Transit (to the West)
  - Appaloosa Express, Nez Perce Tribal Transit (to the East)
  - NorthWestern Stage Lines (regional coach carrier)
- Ridership 2024:
  - Majority transit-dependent
  - Fixed route 70% of pre-Covid level at 38,535 trips
  - Dial-a-ride 120% pre-Covid level at 7,219 trips
  - On Demand 983 trips connecting North Lewiston



# Measuring Rider Spending Impact of Transit on Local Economic Growth

- Assumption: we can estimate the financial impact our riders make with their spending, on our local economy through a rider survey and published metrics.
- Dial-a-ride riders known destinations
- Fixed route riders survey
- Healthcare metrics established by published prices, trips and by service
- Shopping metrics established by spending level



# Lewiston Transit Driving Local Healthcare

Provider	Dial-a-Ride Trips*	Fixed Route Trips*	Ave. Cost of Visit	2024
St. Joseph's Hospital	409	452	\$226 (website)	\$194,586
Tristate Health Facilities	131	118	\$143 (website)	\$35,607
Tristate Dialysis Apt	441		\$600 ave. (GoodRX website)	\$264,600
Valley Medical Center	120	326	\$125 (Quickcare website)	\$55,750
Chaz Clinic Office Visit	109	179	\$150 (ave cost of med. appt. )	\$43,200
Lewis-Clark Kidney Center	75		\$600 ave. (GoodRX website)	\$45,000
Vault, SPORT, Peak, LC PT	206		\$95-\$140 (Peak website)	\$24,205
Clearview Eye Clinic/Dr. Klemp, Lifetime Eye Car	53	251	\$128-\$171 (VSP care website)	\$11,316
<b>Total</b>	<b>1544</b>	<b>1147</b>	<b>Estimated Total</b>	<b>\$674,264</b>

- Dial-a- Ride actual trips multiplied by cost of doctor visit/dialysis
- Very conservative estimate, most likely 2X if broken down by clinic

\* No. of Trips based on destination trips only, 2024 ridership

# Lewiston Transit Driving Local Shopping

Provider	Dial-a-Ride Trips*	Ave. Cost of Visit	Total
Rosauers	172	\$109 per weekly trip*	\$18,748
Winco	53		\$5,777
Albertsons	49		\$5,341
Walmart	113		\$12,317
Costco	15		\$1,635
Lewiston Center Mall	26		\$2,834
Home Depot	11		\$1,199
<b>Total</b>	<b>439</b>	<b>Estimated Total</b>	<b>\$47,851</b>

- Dial-a- Ride actual trips multiplied by cost of groceries at 4 trips per month

\* Single-person households spent \$5,235 on groceries in 2022, according to the Bureau of Labor Statistics

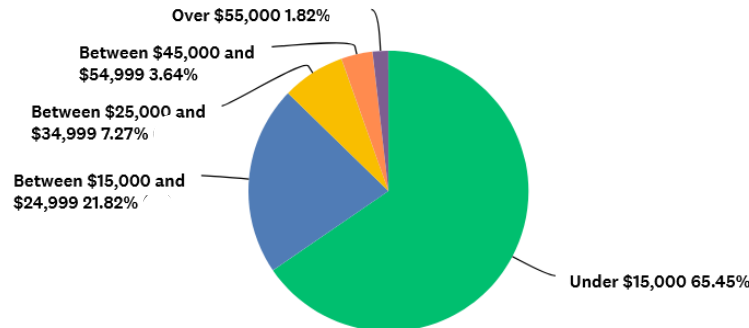
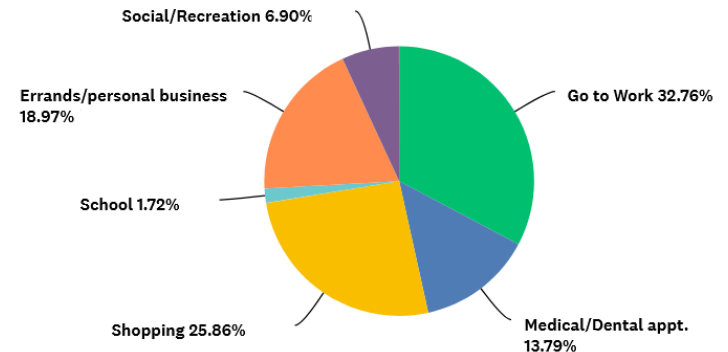
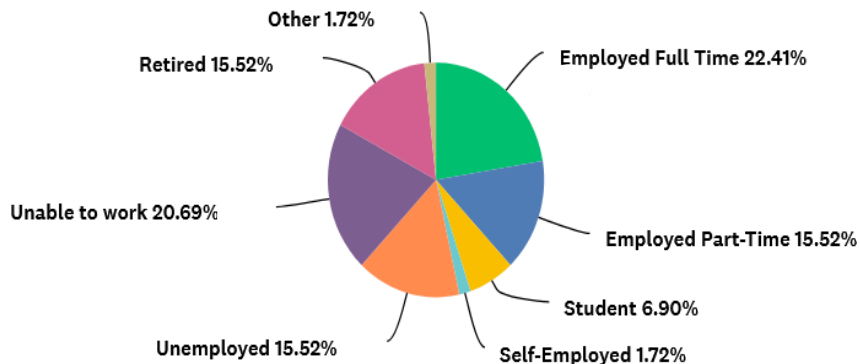
# Lewiston Transit Driving the Local Economy

Spending Range	No of Trips In Each Range	Spending Per Range	Total Fixed Route Trips	Total Trips Divided by Range Week Trips	Rider Spending
\$0	23	0			
\$ under \$25	112	\$262.5			
\$26 to \$50	114	\$562.50			
\$51 to \$75	8	\$127			
\$76 to \$100	46	\$787.50			
Over \$100	37	\$400			
<b>Total</b>	<b>340</b>	<b>\$2139.50</b>	<b>38,535</b>	<b>113.33</b>	<b>\$242,487</b>

- Fixed route rider spending per rider survey
- 81% of riders strongly agree/agree - “The availability of bus service has made it easier for me to access the goods and services I need.”



# Lewiston Transit is Driving Jobs



- Lewiston Transit delivers employees to retail jobs
- 72% of riders strongly agree/agree that “The availability of bus service has made it easier for me to access job opportunities”.





# Tallying Lewiston Transit's Impact

- Tally Total = \$964,602 and not all trips analyzed
- Had to make assumptions but was conservative
- What's the value if not 100% accurate?
- Illuminates the spending transit spreads around the community
- Takes time and good trip tracking



# Questions?

