


# 2025



## IDAHO PUBLIC TRANSIT

Connecting communities,  
driving opportunity!



# CTAI

Community  
Transportation  
Association of Idaho



Safe,  
high quality,  
affordable,  
accessible,

**multimodal  
transportation**

**OPTIONS**

that promote

**vibrant,**

**healthy,**  
and economically sustainable

**COMMUNITIES.**



# TABLE OF CONTENTS

LETTER FROM THE CTAI CHAIR .....	4
ITD PUBLIC TRANSIT MAP .....	6
ABOUT ITD AND PUBLIC TRANSIT .....	8
FEATURED AGENCIES .....	10
Citylink .....	12
Selkirks - Pend Oreille Transit .....	14
Lewiston Transit System .....	16
SMART Transit .....	18
Valley Regional Transit .....	20
Treasure Valley Transit .....	22
Boise State Bronco Shuttle .....	24
Mountain Rides .....	26
Ride TFT .....	28
Pocatello Regional Transit .....	30
Greater Idaho Falls Transit .....	32
OTHER AGENCIES .....	34
Agencies by Legislative District .....	38

## LETTER FROM THE CTAI CHAIR



CTAI is proud to present this booklet to highlight the essential role of public transportation in Idaho. We hope to demonstrate that the transit agencies around the state, in addition to moving people from point A to point B, are economic drivers. They connect communities; create jobs; expand access to business, healthcare, and education; and crucially support the statewide economy.

CTAI represents public transit providers across Idaho, bringing them together to collaborate, share best practices, and tackle challenges. By working collectively, we ensure that Idaho's transit systems deliver the best possible service for all people who rely on them — whether public transportation is their most convenient option, a necessary backup, or their only means of mobility.

Public transit strengthens both urban and rural economies, sustaining Idaho's economic growth by linking people to opportunity. Public transportation is one of the safest travel options, saves households thousands of dollars each year,

and generates significant economic returns — every \$1 invested in public transportation generates \$5 in economic returns nationally, and the impact in Idaho is also positive.\*

In the pages that follow, you'll find data from fiscal year 2023 (October 2022 – September 2023), quantifying the impact of Idaho's transit agencies. Alongside the numbers, we share real stories from the people who depend on these services every day. Together, these insights demonstrate why public transportation is vital to Idaho's future.

Thank you for taking the time to explore this report. We look forward to continuing the conversation and working toward a more connected and thriving Idaho.


**Maxine Durand**  
CTAI Chair

\*<https://www.apta.com/news-publications/public-transportation-facts/>



The Idaho Transportation Department (ITD) is committed to fostering a fiscally responsible and performance-based public transportation network that provides the most effective and efficient use of funds and promotes ITD's mission of "Your Safety. Your Mobility. Your Economic Opportunity."

Public and special transportation service providers are key in successfully implementing numerous state policy objectives. The ITD Public Transportation team supports 49 public transit providers across six districts, ranging in size from those providing daily fixed-route services to specialized demand-response services with schedules and destinations determined daily.



Some of these services are open to the public while others are qualification-based and designed for medical appointments or older adults and persons with disabilities. These transit organizations serve the general public for many kinds of trips and assist youth, the elderly, those with disabilities, and low-income residents in gaining access to medical, nutrition, education, employment, social, and commercial needs and services.

ITD supports rural transit and specialized transportation providers by managing federal grants, collecting and reporting data, and providing training and agency oversight. ITD also coordinates public transportation services between the public, the elderly, persons with disabilities, and non-emergency medical transportation. These services provide both urban and rural residents with transportation choices, access to work, independence, and social connections.



**Your Safety • Your Mobility**  
**Your Economic Opportunity**

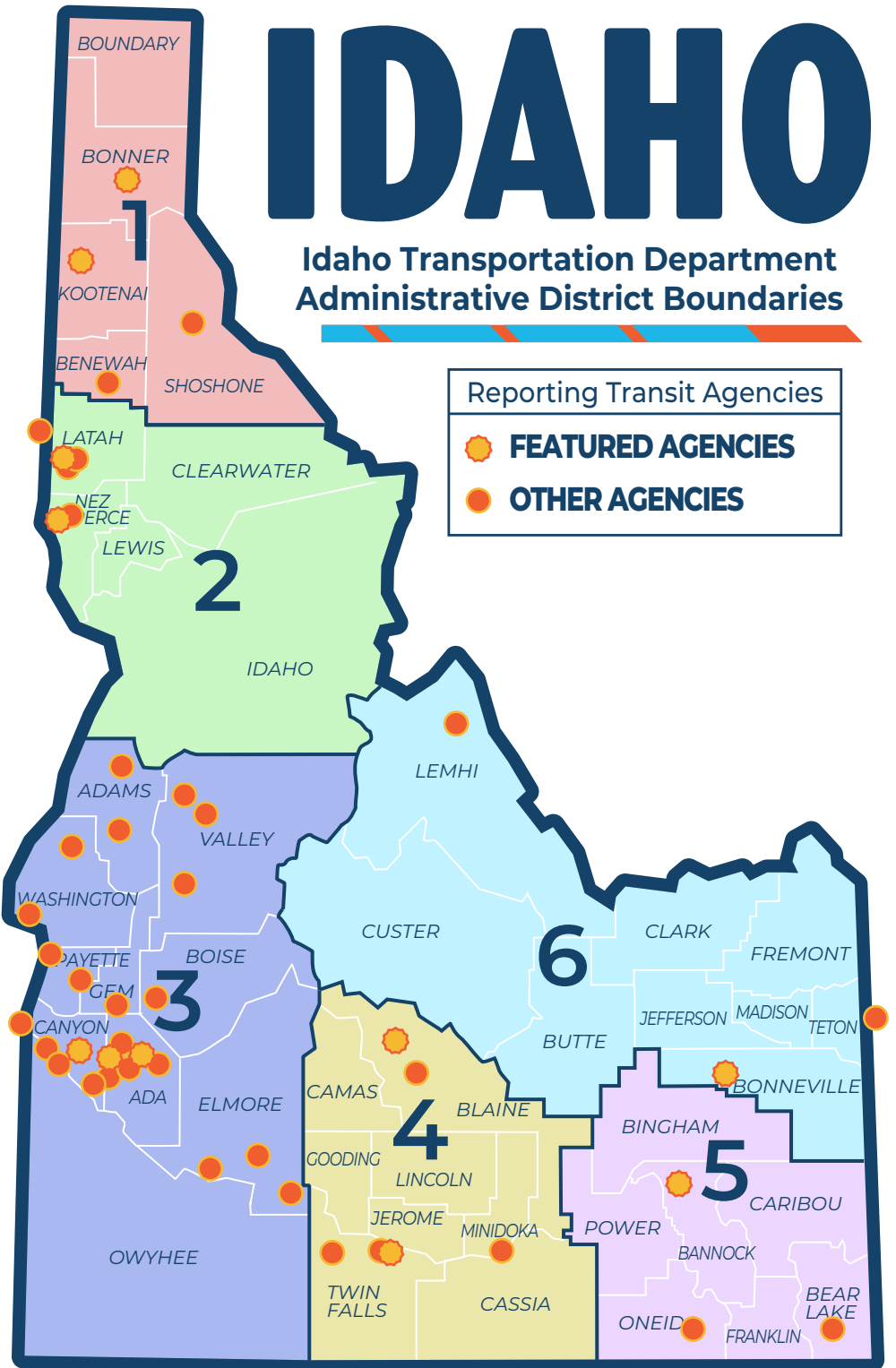
# IDAHO

## Idaho Transportation Department Administrative District Boundaries



### Reporting Transit Agencies

-  **FEATURED AGENCIES**
-  **OTHER AGENCIES**






DISTRICT 1	Greater Sandpoint	SPOT Selkirks - Pend Oreille Transit	D1
	Coeur d'Alene	Citylink	D1
	St. Maries	Benewah Area Transit (Valley Vista Care Corporation)	D1
DISTRICT 2	Kingston	Shosone County	D1
	Colfax	COAST Public Transportation	D2
	Lewiston	Lewiston Transit System & Asotin County PTBA	D2
	Moscow	Disability Action Center	D2
	Moscow	SMART Transit	D2
DISTRICT 3	Moscow	University of Idaho	D2
	Lapwai	Appaloosa Express	D2
	Boise	Ada County Highway District	D3
	Boise	Boise State University Bronco Shuttle	D3
	Caldwell	Metro Community Services	D3
	Caldwell	Western Idaho Training Company (WITCO)	D3
	Cambridge	Cambridge Senior Center	D3
	Cascade	Cascade Senior Center	D3
	Council	Council Senior Center	D3
	Emmett	Gem County Senior Center	D3
	Glenns Ferry	Three Island Senior Center	D3
	Grandview	Rimrock Senior Center	D3
	Horseshoe Bend	Horseshoe Bend Senior Center	D3
	Idaho City	Boise Basin Senior Center	D3
	Kuna	Kuna Senior Center	D3
	Marsing	Marsing Senior Center	D3
	McCall	McCall Senior Center	D3
	Melba	Melba Valley Senior Center	D3
	Meridian	Meridian Senior Center	D3
	Meridian	Valley Regional Transit	D3
	Mountain Home	Mountain Home Senior Center	D3
	Nampa	Treasure Valley Transit	D3
	New Meadows	New Meadows Senior Center	D3
	New Plymouth	New Plymouth Senior Center	D3
	Parma	Parma Senior Center	D3
	Payette	Payette Senior Center	D3
	Weiser	Weiser Senior Center	D3
DISTRICT 4	Buhl	West End Senior Center	D4
	Hailey	Blaine County Senior Center	D4
	Ketchum	Mountain Rides	D4
	Rupert	Minidoka Memorial Hospital	D4
	Twin Falls	Living Independence Network Corporation (LINC)	D4
DISTRICT 5	Twin Falls	TFT Twin Falls Taxi	D4
	Malad City	Oneida County Hospital	D5
DISTRICT 6	Montpelier	Bear Lake County Memorial Hospital	D5
	Pocatello	Pocatello Regional Transit	D5
DISTRICT 6	Idaho Falls	Greater Idaho Falls Transit (GIFT)	D6
	Jackson	START (Town of Jackson)	D6
	Salmon	Lemhi Ride	D6
DISTRICT 6	Salt Lake City	Salt Lake Express	Intercity
	Spokane	Northwestern Trailways	Intercity



# GET TO KNOW OUR FEATURED PUBLIC TRANSIT AGENCIES



Of the 49 transit agencies in the state, we are featuring 11 major public transportation agencies who provided almost 3 million rides on fixed-route bus or demand-response services in 2023. Investing in public transit connects Idaho workers to jobs, customers to businesses, and suppliers to markets. These investments fuel economic growth and support a stronger statewide economy. These investments are also returned to the community through jobs and income that benefit residents and businesses.



In the following agency profiles, we outline four macroeconomic indicators: Employment (the number of jobs), Labor Income (total wages and fringe benefits), Value Added (wages paid and retained income), and Output (production or sales). Each indicator features these community impacts:

## DIRECT EFFECTS

These are the immediate impacts of transit agency activities, such as the number of people directly employed, the wages they earn, and jobs and spending that are a direct result of construction projects or locally-sourced equipment.

## SUPPLIER EFFECTS

These are the ripple effects when agencies spend with local businesses, including the jobs and created that supply goods and services. This could include local vehicle maintenance, engineering projects, or marketing initiatives.

## INCOME RESPENDING EFFECTS:

This includes additional consumer spending that comes from public transit agency staff spending wages locally and includes jobs and income created and value added to the local economy.

## TOTAL EFFECTS:

In Idaho, all jobs, income, and economic activity tied to public transportation operations and capital projects of the 11 featured transit agencies resulted in a combined impact of \$93,920,000 to the economy (direct, indirect, and induced effects).

\*Data and inferences from the APTA My Economic Tool calculator, which uses regional economic data to translate agency activities into supported economic activity, tracking from expenditures to direct effects to subsequent multiplier effects within the broader economy (<https://www.apta.com/research-technical-resources/my-economic-impact-tool/>)



**SELKIRKS - PEND OREILLE TRANSIT**

## COUNTY SERVED

BONNER

## LEGISLATIVE DISTRICTS

1

## ITD DISTRICT

1

## SERVICES PROVIDED


FIXED-ROUTE

## STATS AT A GLANCE

FY23 Revenue Hours	16,479
FY23 Boardings	161,462
FY23 Operating Budget	\$991,885
FY23 Capital Budget	\$0
FY23 Passenger Miles	244,336



**“I DO NOT KNOW HOW I WOULD BE ABLE TO TAKE CARE OF ANY KIND OF BUSINESS IN MY DAILY LIFE. I WOULD BE STUCK! I APPRECIATE ALL OF THEM AND HOW KIND AND HELPFUL HELPING ALL OF US...WE NEED THEM. THERE ARE MANY OF US WHO DO NOT HAVE VEHICLES. I THANK THEM GREATLY FOR THEIR HELP.” ~SPOT RIDER**



# IDAHO'S RETURN ON TRANSIT INVESTMENT

	# OF JOBS ADDED	LABOR INCOME (\$M)	VALUE ADDED (\$M)	OUTPUT (\$M)
<b>DIRECT EFFECT</b>	169	\$0.42M	\$0.42M	\$0.85M
<b>SUPPLIER EFFECT</b>	7	\$0.11M	\$0.15M	\$0.6M
<b>INCOME RESPONDING EFFECT</b>	0	\$0.01M	\$0.03M	\$0.06M

**THANKS TO SPOT, IDAHO HAS 177 MORE JOBS ADDING \$550,000 OF LABOR INCOME LOCALLY FOR A VALUE ADDITION OF \$600,000 LEADING TO A **\$1,510,000** IMPACT ON THE ECONOMY!**





## COUNTIES SERVED

KOOTENAI, BENEWAH

## LEGISLATIVE DISTRICTS

2 3 4 5

## ITD DISTRICT

1

## SERVICES PROVIDED

FIXED-ROUTE DEMAND-RESPONSE

## STATS AT A GLANCE

FY23 Revenue Hours	32,066
FY23 Boardings	200,749
FY23 Operating Budget	\$3,389,731
FY23 Capital Budget	\$1,516,640
FY23 Passenger Miles	619,419



**“ I PURPOSELY GOT MY CDL TO COME WORK HERE, THERE WAS A TIME IN MY LIFE WHERE I RELIED ON A CITYLINK, BECAUSE OF CITYLINK I WAS ABLE TO GET WHERE I NEEDED TO GO TO GET TO A BETTER PLACE. I LOVE THIS JOB.” ~OPERATER ANNA**



# IDAHO'S RETURN ON TRANSIT INVESTMENT

	# OF JOBS ADDED	LABOR INCOME (\$M)	VALUE ADDED (\$M)	OUTPUT (\$M)
<b>DIRECT EFFECT</b>	232	\$2.4M	\$2.4M	\$3.84M
<b>SUPPLIER EFFECT</b>	17	\$0.65M	\$0.8M	\$2.08M
<b>INCOME RESPENDING EFFECT</b>	3	\$0.14M	\$0.25M	\$0.46M

**THANKS TO CITYLINK, IDAHO HAS 252 MORE JOBS ADDING \$3,200,000 OF LABOR INCOME LOCALLY FOR A VALUE ADDITION OF \$3,450,000 LEADING TO A **\$6,370,000** IMPACT ON THE ECONOMY!**





## COUNTY SERVED

NEZ PERCE

## LEGISLATIVE DISTRICTS

6 7

## ITD DISTRICT

2

## SERVICES PROVIDED

FIXED-ROUTE DEMAND-RESPONSE

SPECIALIZED OTHER

## STATS AT A GLANCE

FY23 Revenue Hours	10,133
FY23 Boardings	44,233
FY23 Operating Budget	\$1,126,883
FY23 Capital Budget	\$46,193
FY23 Passenger Miles	136,284



**“PUBLIC TRANSIT, TO ME, MEANS COMMUNITY.”**  
~DAN JOHNSON, MAYOR, CITY OF LEWISTON





# IDAHO'S RETURN ON TRANSIT INVESTMENT

	# OF JOBS ADDED	LABOR INCOME (\$M)	VALUE ADDED (\$M)	OUTPUT (\$M)
DIRECT EFFECT	222	0.86M	0.86M	1.18M
SUPPLIER EFFECT	2	0.08M	0.11M	0.36M
INCOME RESPENDING EFFECT	0	0.02M	0.03M	0.06M

THANKS TO LEWISTON TRANSIT, IDAHO HAS 224 MORE JOBS ADDING \$960,000 OF LABOR INCOME LOCALLY FOR A VALUE ADDITION OF \$1, 010,000 LEADING TO A **\$1,600,000** IMPACT ON THE ECONOMY!





## COUNTY SERVED

LATAH COUNTY

## LEGISLATIVE DISTRICTS

6

## ITD DISTRICT

2

## SERVICES PROVIDED

FIXED-ROUTE DEMAND-RESPONSE

## STATS AT A GLANCE

FY23 Revenue Hours	8,216
FY23 Boardings	86,747
FY23 Operating Budget	\$944,240
FY23 Capital Budget	\$0



**“I PRETTY MUCH RELY ON MOSCOW SMART TRANSIT TO LIVE.” ~SMART TRANSIT RIDER**



# IDAHO'S RETURN ON TRANSIT INVESTMENT

	# OF JOBS ADDED	LABOR INCOME (\$M)	VALUE ADDED (\$M)	OUTPUT (\$M)
<b>DIRECT EFFECT</b>	91	\$0.94M	\$0.94M	\$0.94M
<b>SUPPLIER EFFECT</b>	0	\$0M	\$0M	\$0M
<b>INCOME RESPONDING EFFECT</b>	0	\$0M	\$0M	\$0M

**THANKS TO SMART, IDAHO HAS 91 MORE JOBS ADDING \$940,000 OF LABOR INCOME LOCALLY FOR A VALUE ADDITION OF \$940,000 LEADING TO A **\$940,000** IMPACT ON THE ECONOMY!**





# valley regional transit

## COUNTIES SERVED

ADA AND CANYON

## LEGISLATIVE DISTRICTS

9

10

11

12

13

14

15

16

17

18

19

20

21

22

23

## ITD DISTRICT

3

## SERVICES PROVIDED

FIXED-ROUTE

DEMAND-RESPONSE

SPECIALIZED

OTHER

## STATS AT A GLANCE

FY23 Revenue Hours	128,339
FY23 Boardings	1,096,198
FY23 Operating Budget	\$21,349,361
FY23 Capital Budget	\$3,569,541
FY23 Passenger Miles	4,478,664

**“VRT MAKES THE TREASURE VALLEY FEEL MORE VIBRANT AND ACCESSIBLE. TO ME, IT IS MORE THAN A SERVICE, IT CONNECTS PEOPLE, SUPPORTS BUSINESSES, AND ULTIMATELY, IT’S NOT JUST TRANSPORTATION; IT’S A BETTER WAY TO LIVE.” ~VRT RIDER**

# IDAHO'S RETURN ON TRANSIT INVESTMENT

	# OF JOBS ADDED	LABOR INCOME (\$M)	VALUE ADDED (\$M)	OUTPUT (\$M)
<b>DIRECT EFFECT</b>	243	\$4.24M	\$4.33M	\$23.67M
<b>SUPPLIER EFFECT</b>	289	\$9.48M	\$9.39M	\$23.43M
<b>INCOME RESPONDING EFFECT</b>	46	\$1.7M	\$3.14M	\$5.83M

**THANKS TO VRT, IDAHO HAS 578 MORE JOBS ADDING \$15,410,000 OF LABOR INCOME LOCALLY FOR A VALUE ADDITION OF \$16,860,000 LEADING TO A **\$52,930,000** IMPACT ON THE ECONOMY!**





**Proudly serving for over 30 years**

### **COUNTIES SERVED**

ADAMS, BOISE, CANYON, ELMORE, GEM,  
OWHYEE, PAYETTE, VALLEY, WASHINGTON

### **LEGISLATIVE DISTRICTS**

7 8 9 10 11 12 13 14

### **ITD DISTRICT**

3

### **SERVICES PROVIDED**

FIXED-ROUTE DEMAND-RESPONSE  
SPECIALIZED OTHER

### **STATS AT A GLANCE**

FY23 Revenue Hours	27,423
FY23 Boardings	101,892
FY23 Operating Budget	\$3,547,829
FY23 Capital Budget	\$1,187,488

**TVT'S PRIMARY EMPHASIS IS OUR PASSENGER, PROVIDING THEM WITH A HIGHER STANDARD OF SERVICE AND COMMUNITY INVOLVEMENT. TVT'S EMPHASIS ON PROPER PLANNING AND REALISTIC EXPECTATIONS HAS RESULTED IN EXPANDED OR NEW SERVICE. TVT WAS A LEADER IN SECURING A LOCAL OPTION TAX IN MCCALL AND DONNELLY AND TRANSIT WAS LISTED AS A PRIORITY.**

# IDAHO'S RETURN ON TRANSIT INVESTMENT

	# OF JOBS ADDED	LABOR INCOME (\$M)	VALUE ADDED (\$M)	OUTPUT (\$M)
DIRECT EFFECT	160	\$2.67M	\$2.72M	\$4.89M
SUPPLIER EFFECT	13	\$0.54M	\$0.73M	\$2.27M
INCOME RESPENDING EFFECT	4	\$0.17M	\$0.31M	\$0.57M

**THANKS TO TVT, IDAHO HAS 177 MORE JOBS ADDING \$3,370,000 OF LABOR INCOME LOCALLY FOR A VALUE ADDITION OF \$3,760,000 LEADING TO A **\$7,730,000** IMPACT ON THE ECONOMY!**





## BOISE STATE UNIVERSITY

### COUNTY SERVED

ADA

### LEGISLATIVE DISTRICTS

18 19

### ITD DISTRICT

3

### SERVICES PROVIDED

FIXED-ROUTE

### STATS AT A GLANCE

FY23 Revenue Hours	19,148
FY23 Boardings	151,658
FY23 Operating Budget	\$635,858
FY23 Capital Budget	\$0



**“FOUND THE SHUTTLES THIS SEMESTER WHEN I NEEDED TO GO TO THE CAPITOL FOR WORK. NOW I USE THEM WHEN I HAVE TO CROSS CAMPUS FOR CLASS EVERY WEEK. SUCH A USEFUL SERVICE WITH QUALITY, CLEAN AND CONSISTENT BUSES!”**

**~BOISE STATE STUDENT**





# IDAHO'S RETURN ON TRANSIT INVESTMENT

	# OF JOBS ADDED	LABOR INCOME (\$M)	VALUE ADDED (\$M)	OUTPUT (\$M)
<b>DIRECT EFFECT</b>	44	\$0.56M	\$0.56M	\$0.94M
<b>SUPPLIER EFFECT</b>	2	\$0.11M	\$0.14M	\$0.48M
<b>INCOME RESPENDING EFFECT</b>	1	\$0.03M	\$0.05M	\$0.09M

**THANKS TO THE BOISE STATE BRONCO SHUTTLE, IDAHO HAS 46 MORE JOBS ADDING \$700,000 OF LABOR INCOME LOCALLY FOR A VALUE ADDITION OF \$750,000 LEADING TO A \$1,510,000 IMPACT ON THE ECONOMY!**





## COUNTY SERVED

BLAINE

## LEGISLATIVE DISTRICTS

24 26

## ITD DISTRICT

4

## SERVICES PROVIDED

FIXED-ROUTE DEMAND-RESPONSE

SPECIALIZED OTHER

## STATS AT A GLANCE

FY23 Revenue Hours	42,301
FY23 Boardings	733,963
FY23 Operating Budget	\$3,811,414
FY23 Capital Budget	\$0



**“THIS BUS SYSTEM IS THE BEST! EVERYONE IS INFORMATIVE, HELPFUL AND SO KIND! IF YOU EVER VISIT SUN VALLEY, TAKING THE LOCAL TRANSPORTATION IS A MUST!” ~GOOGLE REVIEW**



# IDAHO'S RETURN ON TRANSIT INVESTMENT

	# OF JOBS ADDED	LABOR INCOME (\$M)	VALUE ADDED (\$M)	OUTPUT (\$M)
<b>DIRECT EFFECT</b>	198	\$3.89M	\$3.98M	\$7.19M
<b>SUPPLIER EFFECT</b>	10	\$0.28M	\$0.38M	\$1.75M
<b>INCOME RESPONDING EFFECT</b>	2	\$0.08M	\$0.17M	\$0.32M

**THANKS TO MOUNTAIN RIDES, IDAHO HAS 210 MORE JOBS ADDING \$4,250,000 OF LABOR INCOME LOCALLY FOR A VALUE ADDITION OF \$4,530,000 LEADING TO A \$9,260,000 IMPACT ON THE ECONOMY!**





## COUNTY SERVED

TWIN FALLS

## LEGISLATIVE DISTRICTS

24 25 26

## ITD DISTRICT

4

## SERVICES PROVIDED

DEMAND-RESPONSE

## STATS AT A GLANCE

FY23 Revenue Hours	23,458
FY23 Boardings	82,020
FY23 Operating Budget	\$1,340,000
FY23 Capital Budget	\$0
FY23 Passenger Miles	216,470

**“IT HAS OPENED UP A WHOLE NEW WORLD BASICALLY FOR [SENIORS] TO BE ABLE TO GET OUT AGAIN AND EXPLORE THE TOWN THAT THEY HAVEN’T EXPLORED IN YEARS... FOR OUR SENIOR COMMUNITY IT’S LIKE A KID IN A CANDY STORE.”**

**~HEATHER, DRIVER**

# IDAHO'S RETURN ON TRANSIT INVESTMENT

	# OF JOBS ADDED	LABOR INCOME (\$M)	VALUE ADDED (\$M)	OUTPUT (\$M)
DIRECT EFFECT	0	\$0M	\$0M	\$1.34M
SUPPLIER EFFECT	32	\$0.98M	\$0.92M	\$1.94M
INCOME RESPENDING EFFECT	5	\$0.55M	\$0.37M	\$0.69M

**THANKS TO RIDE TFT, IDAHO HAS 37 MORE JOBS ADDING \$1,200,000 OF LABOR INCOME LOCALLY FOR A VALUE ADDITION OF \$1,290,000 LEADING TO A **\$3,960,000** IMPACT ON THE ECONOMY!**





POCATELLO  
REGIONAL TRANSIT

### COUNTIES SERVED

BANNOCK, BEAR LAKE, BIGHAM,  
CARIBOU, FRANKLIN, ONEIDA, POWER

### LEGISLATIVE DISTRICTS

28 29 30 35

### ITD DISTRICT

5

### SERVICES PROVIDED

FIXED-ROUTE DEMAND-RESPONSE  
SPECIALIZED OTHER

### STATS AT A GLANCE

FY23 Revenue Hours	35,741
FY23 Boardings	189,176
FY23 Operating Budget	\$2,910,583
FY23 Capital Budget	\$871,882

**THE ORIGINAL 2 BUS FIXED-ROUTE SYSTEM OF 1980 HAS GROWN TO MULTIPLE CITY-WIDE ROUTES ALONG WITH DEMAND-RESPONSE SERVICE THROUGHOUT SOUTHEAST IDAHO PROVIDING APPROXIMATELY 200,000 BOARDING'S ANNUALLY. PRT'S TRANSIT CENTER ALSO SERVES AS AN INTERMODAL FACILITY CONNECTING DIFFERENT MODES OF TRANSPORTATION SUCH AS WITH THE IDAHO NATIONAL LABORATORY AND SALT LAKE EXPRESS.**

# IDAHO'S RETURN ON TRANSIT INVESTMENT

	# OF JOBS ADDED	LABOR INCOME (\$M)	VALUE ADDED (\$M)	OUTPUT (\$M)
<b>DIRECT EFFECT</b>	147	\$2.14M	\$2.14M	\$3.19M
<b>SUPPLIER EFFECT</b>	6	\$0.28M	\$0.41M	\$1.41M
<b>INCOME RESPENDING EFFECT</b>	1	\$0.05M	\$0.08M	\$0.16M

**THANKS TO PRT, IDAHO HAS 155 MORE JOBS ADDING \$2,460,000 OF LABOR INCOME LOCALLY FOR A VALUE ADDITION OF \$2,630,000 LEADING TO A **\$4,750,000** IMPACT ON THE ECONOMY!**





**GREATER IDAHO FALLS**

**COUNTY SERVED**

**BONNEVILLE**

**LEGISLATIVE DISTRICTS**

**32 33 35**

**ITD DISTRICT**

**6**

**SERVICES PROVIDED**

**DEMAND-RESPONSE**

**STATS AT A GLANCE**

FY23 Revenue Hours	<b>25,614</b>
FY23 Boardings	<b>98,944</b>
FY23 Operating Budget	<b>\$1,489,703</b>
FY23 Capital Budget	<b>\$0</b>
FY23 Passenger Miles	<b>272,352</b>

**BEFORE OUR SERVICE EXISTED, INDIVIDUALS WHO RELY ON USE OF A WHEELCHAIR WOULD CALL THE AMBULANCE/EMS FOR A RIDE, AN INCREDIBLY EXPENSIVE WAY TO TRY TO GET A RIDE FOR BASIC MEDICAL NEEDS! NOW, THOSE SAME PEOPLE HOLD JOBS IN OUR COMMUNITY, MAKE IT TO THEIR MEDICAL APPOINTMENTS AND PARTICIPATE IN OUR ECONOMY—ALL BECAUSE THEY HAVE A RELIABLE, AFFORDABLE RIDE.**



# IDAHO'S RETURN ON TRANSIT INVESTMENT

	# OF JOBS ADDED	LABOR INCOME (\$M)	VALUE ADDED (\$M)	OUTPUT (\$M)
<b>DIRECT EFFECT</b>	79	\$0.68M	\$0.68M	\$1.6M
<b>SUPPLIER EFFECT</b>	8	\$0.44M	\$0.52M	\$1.5M
<b>INCOME RESPENDING EFFECT</b>	2	\$0.09M	\$0.14M	\$0.26M

**THANKS TO GIFT, IDAHO HAS 90 MORE JOBS ADDING \$1,210,000 OF LABOR INCOME LOCALLY FOR A VALUE ADDITION OF \$1,350,000 LEADING TO A **\$3,360,000** IMPACT ON THE ECONOMY!**






# OTHER TRANSIT AGENCIES



Idaho hosts 38 other transportation agencies which provide specialized services to passengers who qualify for them. These include paratransit services, non-emergency medical transportation, senior center services, demand-response, vanpool, and more. These agencies provided more than 210,000 trips in Fiscal Year 2023 alone.



These trips help drive Idaho's job market, support local economies and rural growth, and connect residents to where they need to go.

“When somebody has access to reliable, accessible public transportation, it opens up a world of opportunity. Like everybody else enjoys, that [have] their cars in rural communities. It opens up life. Just like we promote it for everybody. So, transportation, again, is a key issue for everybody.”

Driver, Disability Action Center Northwest,  
Moscow, ID

ITD	LEGISLATIVE	BASE CITY	TRANSIT AGENCY
D1	1	Kingston	Shoshone County
D1	2	St. Maries Benewah Area Transit (Valley Vista Care Corp)	
D2	6	Colfax	COAST Public Transportation
D2	6	Moscow	Disability Action Center
D2	6	Moscow	University of Idaho
D2	2,6	Lapwai	Appaloosa Express
D3	9 through 23	Boise	Ada County Highway District
D3	8-9, 11-14, 20, 23	Caldwell	Metro Community Services
D3	10, 11, 12, 13, 20, 23	Caldwell	Western Idaho Training Company (WITCO)
D3	9	Cambridge	Cambridge Senior Center
D3	8	Cascade	Cascade Senior Center
D3	9	Council	Council Senior Center
D3	14	Emmett	Gem County Senior Center
D3	8	Glenns Ferry	Three Island Senior Center
D3	8	Grandview	Rimrock Senior Center
D3	8	Horseshoe Bend	Horseshoe Bend Senior Center
D3	8	Idaho City	Boise Basin Senior Center
D3	22, 23	Kuna	Kuna Senior Center
D3	9	Marsing	Marsing Senior Center
D3	8	McCall	McCall Senior Center
D3	13, 23	Melba	Melba Valley Senior Center
D3	13, 20, 21 22	Meridian	Meridian Senior Center
D3	8	Mountain Home	Mountain Home Senior Center
D3	9	New Meadows	New Meadows Senior Center
D3	9, 14	New Plymouth	New Plymouth Senior Center
D3	9	Parma	Parma Senior Center
D3	9	Payette	Payette Senior Center
D3	15, 16, 17, 18, 19, 22	Weiser	Weiser Senior Center
D4	24	Buhl	West End Senior Center
D4	26	Hailey	Blaine County Senior Center
D4	27	Rupert	Minidoka Memorial Hospital
D4	24, 25, 26	Twin Falls	Living Independence Network Corp (LINC)
D5	27	Malad City	Oneida County Hospital
D5	35	Montpelier	Bear Lake County Memorial Hospital
D6	35	Jackson	START (Town of Jackson)
D6	31	Salmon	Lemhi Ride
i	6, 8, 18, 24-31, 33-35	Salt Lake City	Salt Lake Express
i	2-8, 11-14, 16-18, 20, 21, 24-35	Spokane	Northwestern Trailways

SERVICE TYPE	FY23 BOARDINGS	OPERATING BUDGET
Other Public Transit	20,661	\$166,461
Special - NEMT/Medical	820	\$30,327
Special - NEMT/Medical	1,739	\$134,765
Special - Disability/Training	2,571	\$107,757
Other Public Transit	2,190	\$24,142
Other Public Transit	3,281	\$624,979
Other Public Transit	130,715	\$1,251,488
Special - NEMT/Medical	11,430	-
Special - Disability/Training	-	-
Special - Senior Center	1,790	\$12,165
Special - Senior Center	-	-
Special - Senior Center	-	-
Special - Senior Center	2,799	\$62,481
Special - Senior Center	-	-
Special - Senior Center	1,078	\$4,523
Special - Senior Center	-	-
Special - Senior Center	203	\$1,247
Special - Senior Center	3,253	\$94,969
Special - Senior Center	-	-
Special - Senior Center	-	-
Special - Senior Center	7,627	-
Special - Senior Center	8,320	-
Special - Senior Center	2,071	\$8,337
Special - Senior Center	-	-
Special - Senior Center	-	-
Special - Senior Center	2,548	-
Special - Senior Center	-	-
Special - Senior Center	-	-
Special - Senior Center	1,180	\$3,168
Special - Senior Center	-	-
Special - NEMT/Medical	1,359	\$2,490
Special - Disability/Training	460	\$82,518
Special - NEMT/Medical	407	\$1,560
Special - NEMT/Medical	-	-
Other Public Transit	28,050	\$420,568
Other Public Transit	6,436	\$233,619
Other Public Transit	-	-
Other Public Transit	-	-

# AGENCIES BY LEGISLATIVE DISTRICT

LEGISLATIVE	BASE CITY	TRANSIT AGENCY
1	Greater Sandpoint	SPOT Selkirks - Pend Oreille Transit
2	Kingston	Shosone County
2	St. Maries	Benewah Area Transit (Valley Vista Care Corp)
3	Coeur d'Alene	Citylink
4	Coeur d'Alene	Citylink
5	Coeur d'Alene	Citylink
6	Colfax	COAST Public Transportation
6	Kingston	Shosone County
6	Lapwai	Appaloosa Express
6	Lewiston	Lewiston Transit System
6	Moscow	Disability Action Center
6	Moscow	SMART Transit
6	Moscow	University of Idaho
7	Nampa	Treasure Valley Transit
8	Caldwell	Metro Community Services
8	Cascade	Cascade Senior Center
8	Glenns Ferry	Three Island Senior Center
8	Grandview	Rimrock Senior Center
8	Horseshoe Bend	Horseshoe Bend Senior Center
8	Idaho City	Boise Basin Senior Center
8	McCall	McCall Senior Center
8	Mountain Home	Mountain Home Senior Center
8	Nampa	Treasure Valley Transit
9	Boise	Ada County Highway District
9	Caldwell	Metro Community Services
9	Cambridge	Cambridge Senior Center
9	Council	Council Senior Center
9	Homedale	Homedale Senior Center
9	Marsing	Marsing Senior Center
9	Nampa	Treasure Valley Transit
9	New Meadows	New Meadows Senior Center
9	New Plymouth	New Plymouth Senior Center
9	Parma	Parma Senior Center
9	Payette	Payette Senior Center
9	Weiser	Weiser Senior Center
10	Boise	Ada County Highway District
10	Caldwell	Western Idaho Training Company (WITCO)
38 10	Meridian	Valley Regional Transit

# AGENCIES BY LEGISLATIVE DISTRICT

LEGISLATIVE	BASE CITY	TRANSIT AGENCY
10	Nampa	Treasure Valley Transit
11	Boise	Ada County Highway District
11	Caldwell	Metro Community Services
11	Caldwell	Western Idaho Training Company (WITCO)
11	Meridian	Valley Regional Transit
11	Nampa	Treasure Valley Transit
12	Boise	Ada County Highway District
12	Caldwell	Metro Community Services
12	Caldwell	Western Idaho Training Company (WITCO)
12	Meridian	Valley Regional Transit
12	Nampa	Treasure Valley Transit
13	Boise	Ada County Highway District
13	Caldwell	Metro Community Services
13	Caldwell	Western Idaho Training Company (WITCO)
13	Melba	Melba Valley Senior Center
13	Meridian	Meridian Senior Center
13	Meridian	Valley Regional Transit
13	Nampa	Treasure Valley Transit
14	Boise	Ada County Highway District
14	Caldwell	Metro Community Services
14	Emmett	Gem County Senior Center
14	Meridian	Valley Regional Transit
14	Nampa	Treasure Valley Transit
14	New Plymouth	New Plymouth Senior Center
15	Boise	Ada County Highway District
15	Meridian	Valley Regional Transit
16	Boise	Ada County Highway District
16	Meridian	Valley Regional Transit
17	Boise	Ada County Highway District
17	Meridian	Valley Regional Transit
18	Boise	Ada County Highway District
18	Meridian	Valley Regional Transit
19	Boise	Ada County Highway District
19	Meridian	Valley Regional Transit
20	Boise	Ada County Highway District
20	Caldwell	Metro Community Services
20	Caldwell	Western Idaho Training Company (WITCO)
20	Meridian	Meridian Senior Center

## AGENCIES BY LEGISLATIVE DISTRICT

LEGISLATIVE	BASE CITY	TRANSIT AGENCY	
20	Meridian	Valley Regional Transit	
20	Nampa	Treasure Valley Transit	
21	Boise	Ada County Highway District	
21	Meridian	Meridian Senior Center	
21	Meridian	Valley Regional Transit	
22	Boise	Ada County Highway District	
22	Kuna	Kuna Senior Center	
22	Meridian	Meridian Senior Center	
22	Meridian	Valley Regional Transit	
23	Boise	Ada County Highway District	
23	Caldwell	Metro Community Services	
23	Caldwell	Western Idaho Training Company (WITCO)	
23	Melba	Melba Valley Senior Center	
23	Meridian	Valley Regional Transit	
23	Nampa	Treasure Valley Transit	
24	Buhl	West End Senior Center	
24	Twin Falls	Living Independence Network Corporation	
24	Twin Falls	Twin Falls Transit (RideTFT)	
25	Twin Falls	Living Independence Network Corporation	
25	Twin Falls	Twin Falls Transit (RideTFT)	
26	Hailey	Blaine County Senior Center	
26	Ketchum	Mountain Rides	
26	Twin Falls	Living Independence Network Corporation	
26	Twin Falls	Twin Falls Transit (RideTFT)	
27	Malad City	Oneida County Hospital	
27	Pocatello	Pocatello Regional Transit	
27	Rupert	Minidoka Memorial Hospital	
28	Pocatello	Pocatello Regional Transit	
29	Pocatello	Pocatello Regional Transit	
30	Pocatello	Pocatello Regional Transit	
31	Salmon	Lemhi Ride	
32	Idaho Falls	Greater Idaho Falls Transit	
33	Idaho Falls	Greater Idaho Falls Transit	
35	Driggs	City of Driggs	
35	Idaho Falls	Greater Idaho Falls Transit	
35	Jackson	START (Town of Jackson)	
35	Montpelier	Bear Lake County Memorial Hospital	
40	35	Pocatello	Pocatello Regional Transit



Two intercity bus services provide service in Idaho:

Northwestern Trailways serves legislative districts 2-8, 11-14, 16-18, 20, 21, 24-35

Salt Lake Express serves legislative districts 6, 8, 18, 24-31, 33-35

**THIS BOOKLET WAS DEVELOPED FOR CTAI  
BY VALLEY REGIONAL TRANSIT AND THE  
CTAI BOARD OF DIRECTORS.**



**CTAI** Community  
Transportation  
Association of Idaho



FIND MORE INFORMATION

**CTAI.ORG**

