

# Public Transportation, ARRA and Beyond



**Rick Krochalis  
Regional Administrator  
FTA Region 10**

**Community  
Transportation Association of  
Idaho  
Spring Leadership Conference  
Boise ID**

**March 8, 2011**

# Today's Objectives

- Foster More Dialogue on Idaho's Transportation Future
- Discuss Public Transportation's Role in Community Mobility
- Describe FTA's FY 12 Budget Proposal
- Respond to your Questions about FTA

# Vision of Public Transportation

- Provides High Quality Customer Service
- Responds to the Community's Special Needs
- Makes Appropriate Use of Technology
- Uses Public/Private/Non-profit Partnerships
- Is Financially Accountable
- Supported by the Public & Elected Officials

# Making the Business Case for Transit



# It's Expensive to Drive!



# Citizens Want More Mobility Options!

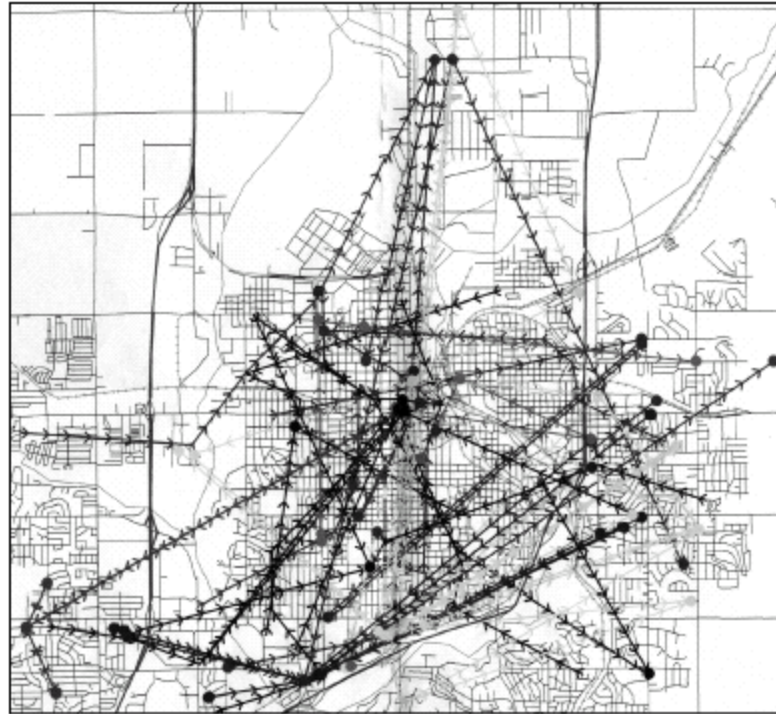


Your Grandmother Will Thank you!



# I-WAY: Opportunities for More Effectiveness & Efficiencies


**Figure 2: Overlapping Daily Routes of Vehicles Serving the Transportation-Disadvantaged In Sioux Falls, South Dakota**



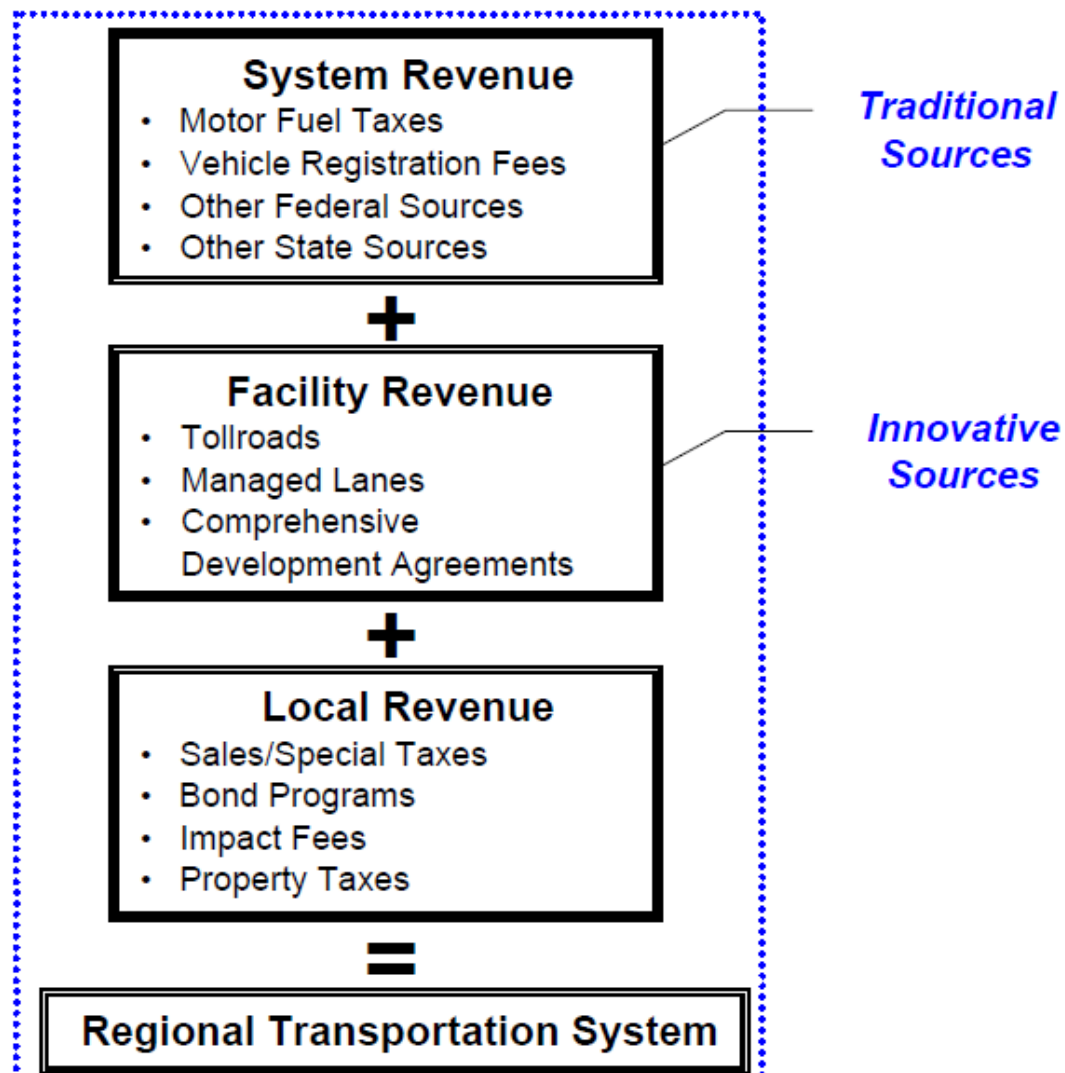
Source: Great Western Services (reprinted with permission).

Note: This picture shows the daily routes of vehicles operated by seven different agencies in the same region of Sioux Falls, South Dakota. Overlap occurs when routes have the same or nearby starting and ending points and are transporting similar clients at similar times. This graphic illustrates that many of these agencies have similar starting and ending points. Among the agencies shown in this graphic are two vocational rehabilitation agencies (serving the same general population) as well as agencies that serve low-income clients or clients with disabilities. While the graphic cannot show the time element, many of these routes represent trips occurring within 30 minutes of each other in the morning and afternoon.

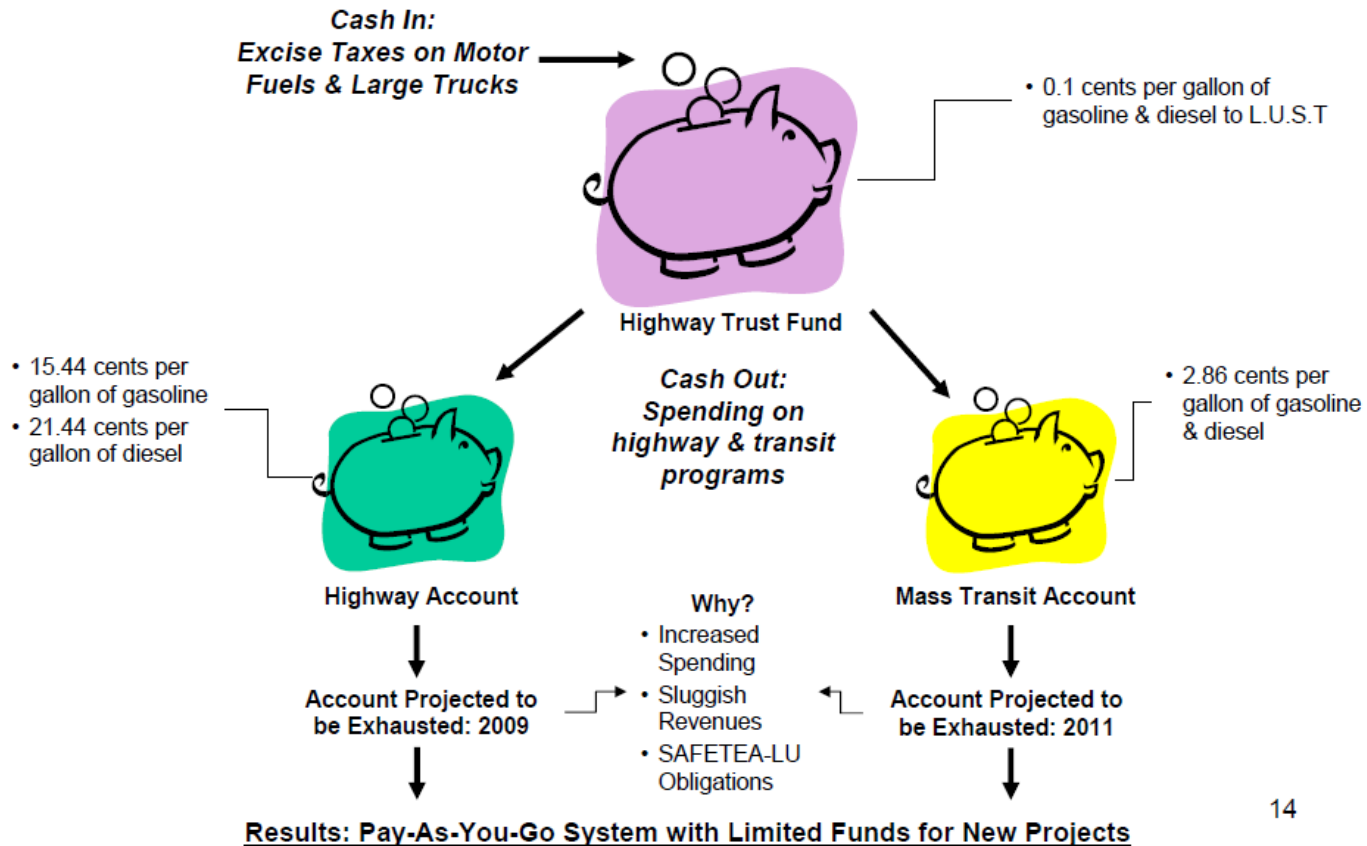
# Improved Transportation Choices Contributes to Community Vitality



# Funding the Transportation System

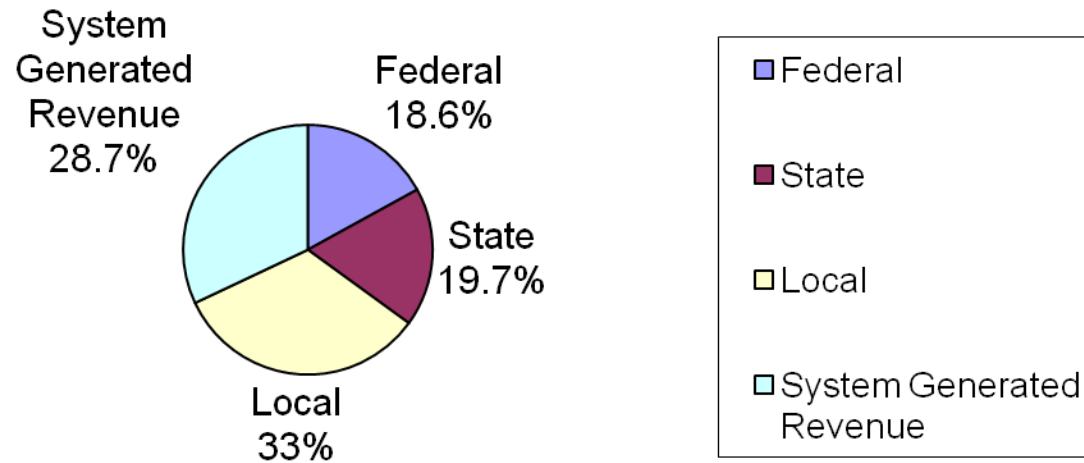


# The Highway Trust Fund



# US Transit Revenue Sources

US DOT 2006 Conditions & Performance Report



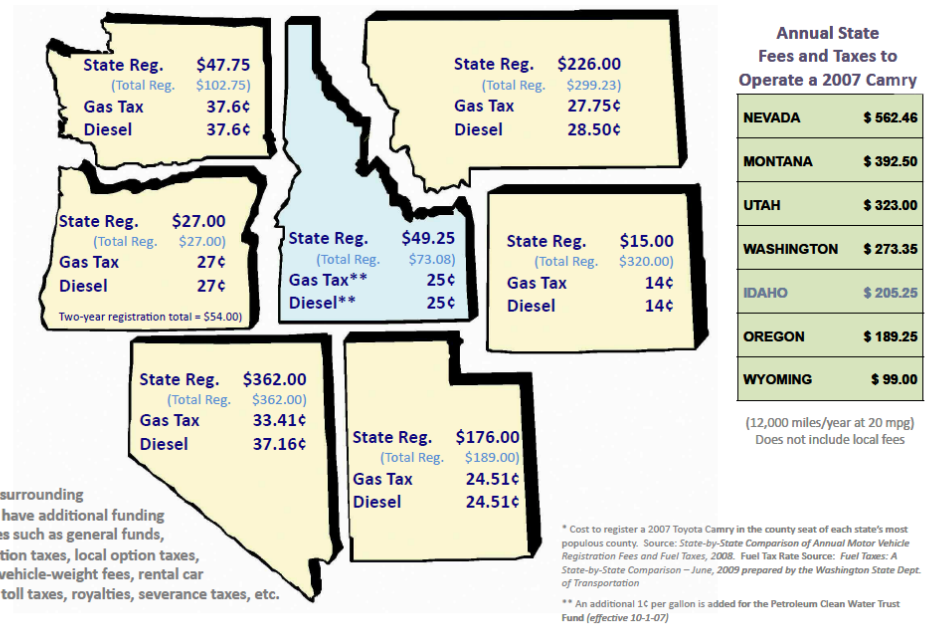
# Governor's Task Force on Modernizing Transportation in Idaho

## FY 08 Per Capita State Funding for Transit:

<b>IDAHO:</b>	<b>\$ 0.20</b>
<b>WASHINGTON:</b>	<b>\$ 6.05</b>
<b>OREGON:</b>	<b>\$ 10.55</b>
<b>NEVADA:</b>	<b>\$ 0</b>
<b>UTAH</b>	<b>\$ 0</b>
<b>COLORADO</b>	<b>\$ 4.88</b>
<b>WYOMING</b>	<b>\$ 4.68</b>
<b>MONTANA</b>	<b>\$ 0.43</b>

<b>N. DAKOTA</b>	<b>\$ 4.52</b>
<b>S. DAKOTA</b>	<b>\$ 0.96</b>

Source: Survey of State Funding for Public Transportation 2010 by AASHTO



Governor's Taskforce on Modernizing Transportation Funding, April 2010

# Major Sources for Overall Transit Funding ( NCHRP Report 569)

- General Fund
- Gas Tax
- MVET
- Rental Car Sales Tax
- Registration/License or Title Fees
- Bond Proceeds
- General Sales Tax
- Interest Income
- OTHER Category (ID, SD, VT, WY)
  - State Highway funds
  - Trust Funds
  - Miscellaneous Revenues
  - Fees
  - Lottery Funds
  - Taxes
  - Tolls
  - Other Assessments

# President's FY 12 Proposed FTA Budget

- FY 10 Enacted: \$ 10.7 B; FY 11 ???
  - Proposed: FY 12 \$ 22.4 B
- FY 12 Consolidate & Simplify Programs
  - Transit Formula Grants
  - Bus & Rail State of Good Repair
  - Transit Expansion & Livable Communities
  - Research & Technology Deployment
  - Operations & Safety

# What are the Next Steps?



- ✧ Local & Statewide Advocacy
- ✧ Partnerships
- ✧ Stay Ahead of Congestion
- ✧ Idaho Vision for Quality of Life
- ✧ Leadership & Courage

**Please visit our web site at**

**[www.fta.dot.gov](http://www.fta.dot.gov)**

**Please contact us: 206-220-7954**

**Rick Krochalis, Regional Administrator**

**Linda Gehrke, Deputy Regional Administrator**